



Dairy: Local & Sustainable

365 days a year

Build-Your-Own Bulletin Board Classroom Activity

About

Provide students with creative ways to learn about dairy while using the resources provided by New England Dairy. The key takeaway for students is to understand the practices of dairy farming and how they are sustainable to our environment. The goal of this bulletin board is to empower students to teach their peers about dairy and dairy farming.

Age Range

Grades 5-8

Learning Objectives

- To engage students to Honor the Harvest
- To teach students about the sustainable practices New England dairy farmers use within each state
- To provide students with information on dairy and dairy farming that they can share with family members, friends, and others

Materials and Supplies

- Large paper to cover the bulletin board
- Markers or stencils to write and outline the words to be used
- Glue sticks, tacks, staplers to be used for putting board together
- Black paper for students to turn into fun “cow spots” for the board
- Popsicle sticks and a paper cup
- Velcro for easy removal
- Markers, yarn for decorating


Instructions

1. Cover the bulletin board with construction paper to serve as a backdrop for the display
2. Use string or yarn to separate the different sections of the bulletin board.
3. **First Column:** “Honoring the Harvest”
 - a. Dairy is a sustainable food
 - b. Have students use food cut outs and diagrams to put or tack onto their plates for what is in season
 - i. New England Dairy offers a great [resource](#) to teach students about MyPlate

- c. [Food Models](#) can be downloaded and printed from National Dairy Council
 - d. Provide a recipe of the month highlighting the food in season. Change monthly to keep the bulletin board fresh and interesting to students.
 - i. These recipes can be available for students to bring home and try with their families
 - e. Define sustainability: “We shouldn’t use up everything today that people of tomorrow will also need.” - [Sustainability](#)
 - i. This may be a new word for students. Find definitions that help students with their own perspectives on sustainability
4. **Second Column: “Dairy in Your State”**
- a. Use the posters provided by New England Dairy that share information regarding dairy farming in your state.
 - i. [Dairy Farms of NE](#)
 - ii. [CT Dairy Farm Poster](#)
 - iii. [MA Dairy Farm Poster](#)
 - iv. [NH Dairy Farm Poster](#)
 - v. [RI Dairy Farm Poster](#)
 - vi. [VT Dairy Farm Poster](#)
 - i. [Midwest Honor the Harvest Printable](#)
5. **Third Column: “Dairy Facts”**
- a. Provide an opportunity for students to learn about dairy in a quick and easy way by providing facts about dairy
 - b. Use fun shapes like “cow spots” to highlight interesting facts
 - i. Decorate these shapes with fun colors using yarn, markers, streamers, or cotton
 - ii. Put the facts on Velcro so that facts can be changed to reflect the poster for that bulletin board
 - iii. Use a cup filled with popsicle sticks for students to write their own facts or jokes about dairy on to be stuck to the wall
 - c. [Dairy Fun Facts](#) are available on NewEnglandDairy.com
 - d. Make the poster interactive by folding down the facts and have students flip up for the answers. This way students engage with the poster to find out their “MOO IQ”
 - i. [NE Moo IQ](#)
 - e. Have a fun fact of the day that can be switched out using Velcro or by using popsicle sticks
4. Use folders to provide handouts or recipes for students to take with them
- [Dairy in Schools Recipes](#) (select the “School Meal Recipes” category)
 - [Smoothie Recipes](#)
 - [One cow’s contribution to sustainability](#)
 - [Facts about milk and milk safety](#)
 - [Honor the Harvest](#)
 - [Honor the Harvest Recipes](#)

5. Provide opportunities for classroom learning using tools from the website below for students to engage in dairy farm tours
 - a. [Farm Tools-Lesson Plans](#)
6. Provide a comment box for students to share their thoughts on the bulletin board
 - a. Make sure to offer scratch paper and a pencil/pen/marker that is attached to the board so no one can accidentally take it


Finished Example:



Dairy: Local and Sustainable 365 Days a Year!


Honor the Harvest

Dairy is local 365 days a year and can be paired with great seasonal foods for delicious meals!




Sustainability: "We shouldn't use up everything today that people of tomorrow will also need."

What's in December




Butternut Squash Soup Recipe

Here is what dairy looks like in New England



Your MOO IQ




1 cow produces an average 144 servings of milk per year

75% of new cattle is not sustainable by demand

87% of US dairy farms are family-owned and operated.

Cows are milked 2-3 times per day.

Milk is National Dairy Month.



Bulletin Imagery:














97% of US dairy farms are family-owned and operated.

1 cow produces on average 144 servings of milk per day!

75% of cow's diet is not consumable by humans!

**Cows are milked 2-3
times per day.**

**June is National Dairy
Month**

Sustainability - “We shouldn’t use up everything today that people of tomorrow will also need.”

Dairy is local 365 days a year and can be paired with great seasonal foods for delicious meals!

What's In
January
February
March
April
May
June

July

August

September

October

November

December